

R-matrix Analysis (II)

TALENT Course 6

Theory for exploring nuclear reaction experiments

GANIL 1st-19th July

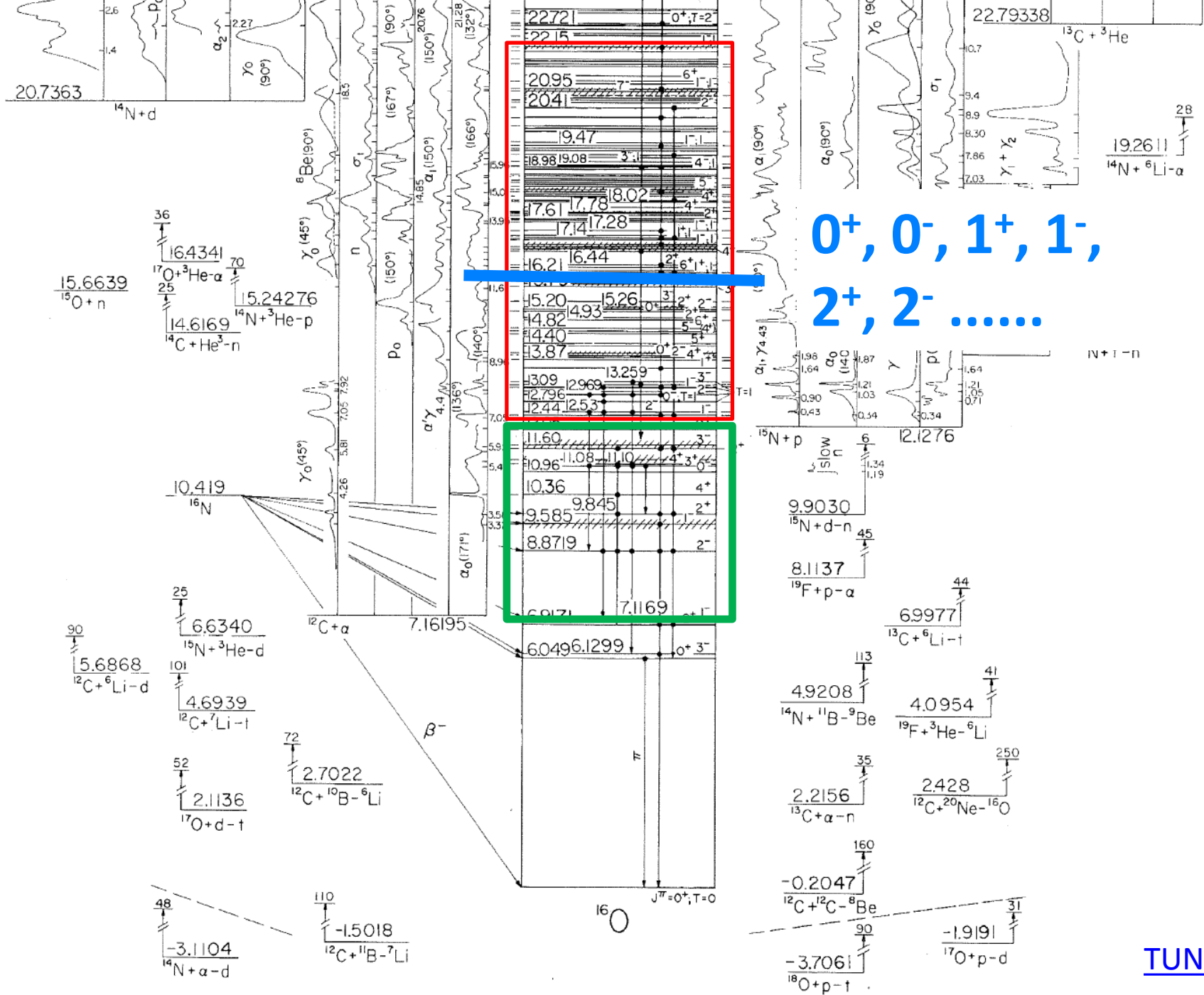
Ed Simpson

University of Surrey

e.simpson@surrey.ac.uk

R-matrix Analysis (II)

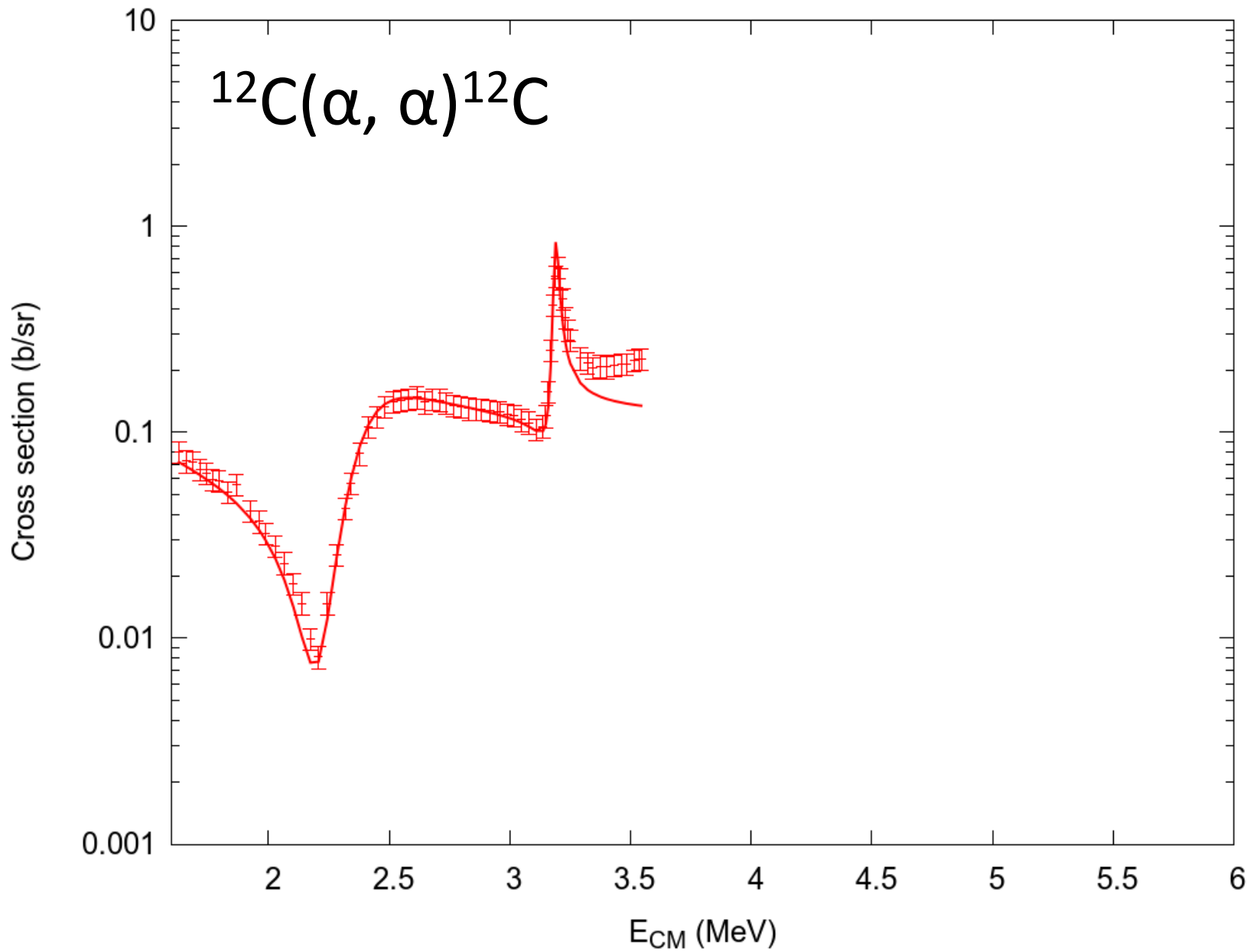
- Tutorial so far:
 - Setup the particle pairs
 - Added states to compound nucleus
 - Identified spins and parities of states
 - Fit the widths and energies to experimental data
- Background resonances
- Fitting with MINUIT - examples
- Sensitivity to R-matrix radius parameter
- Error analysis with MINUIT

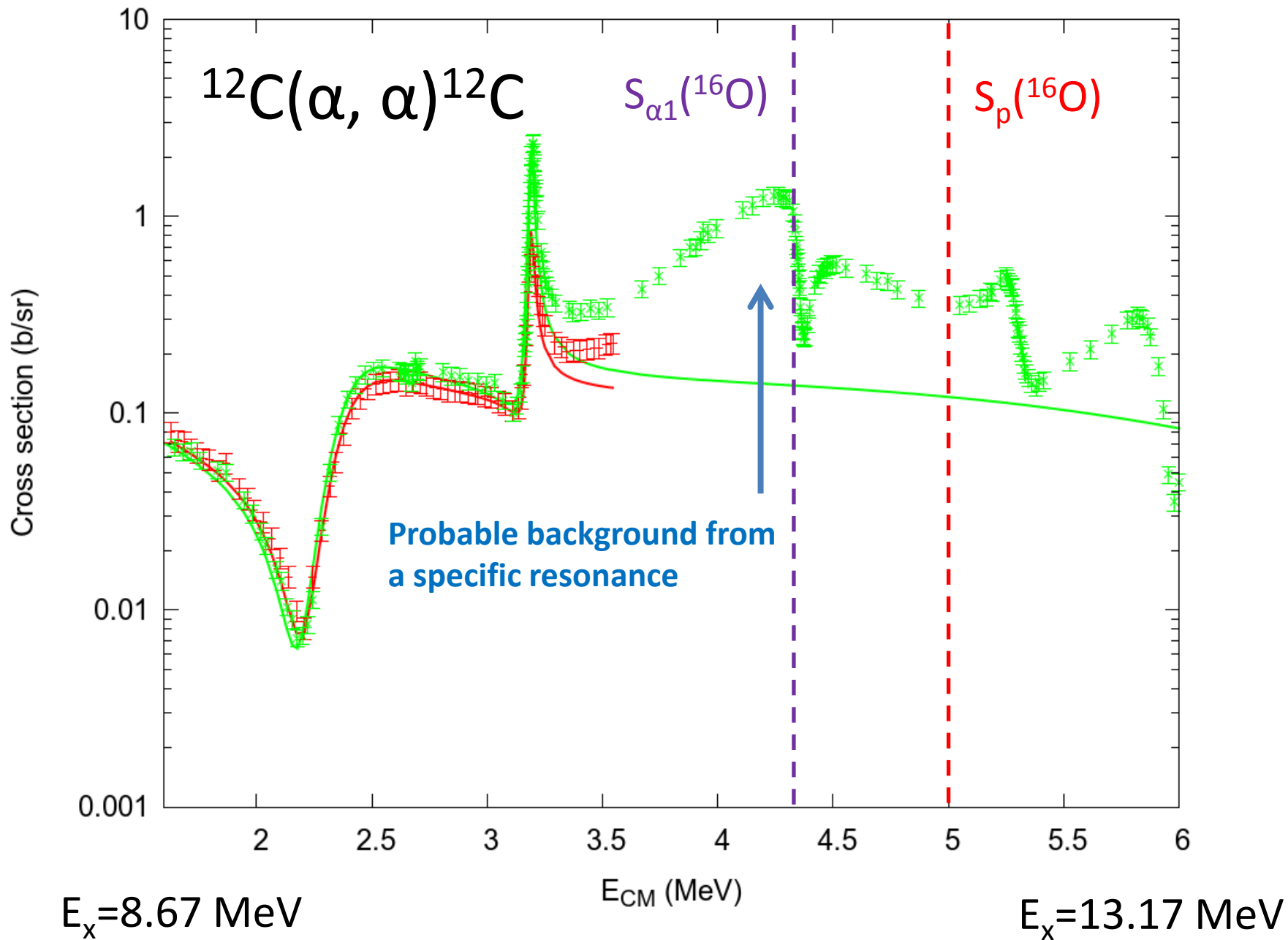


$0^+, 0^-, 1^+, 1^-,$
 $2^+, 2^- \dots$

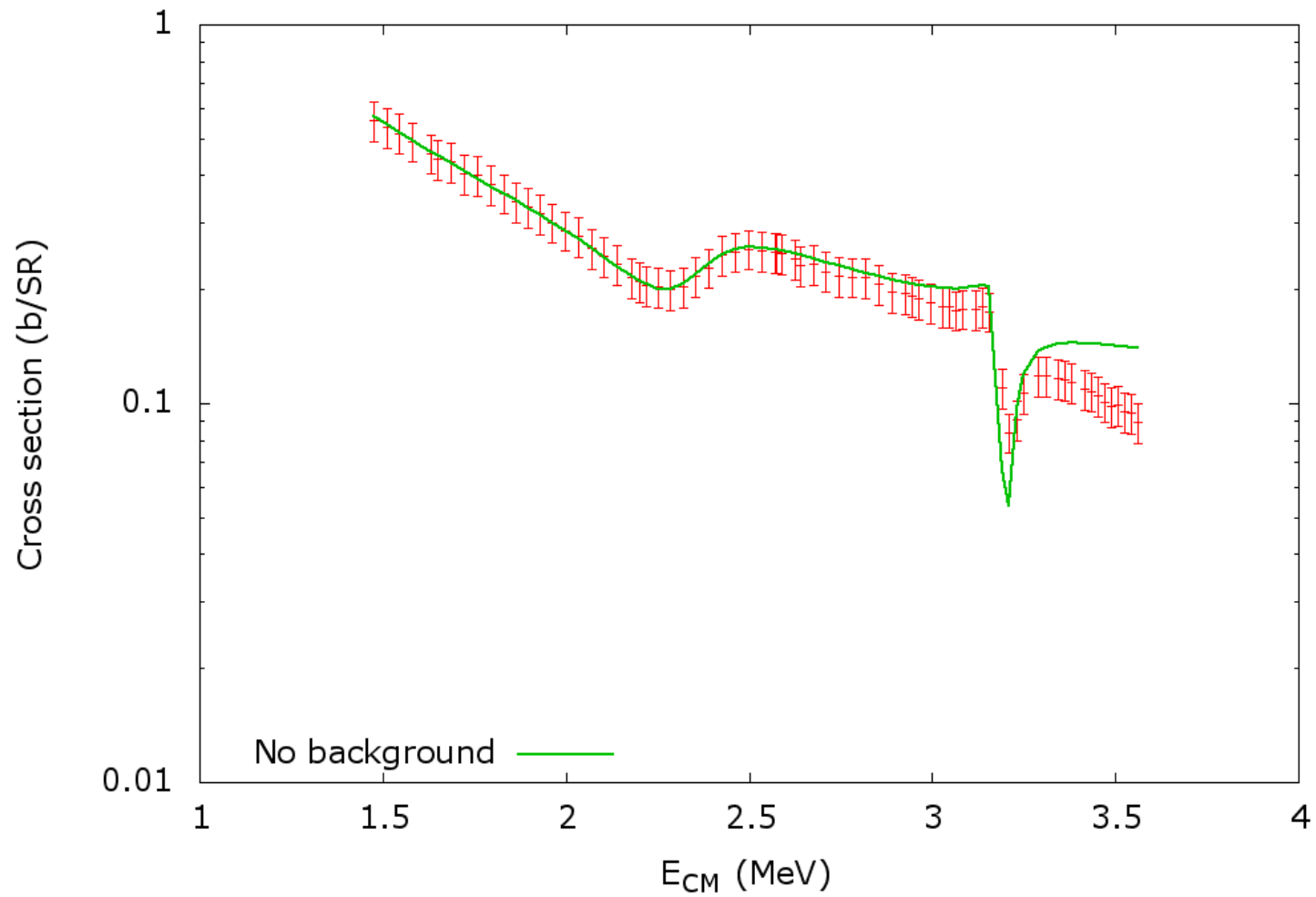
Background resonances

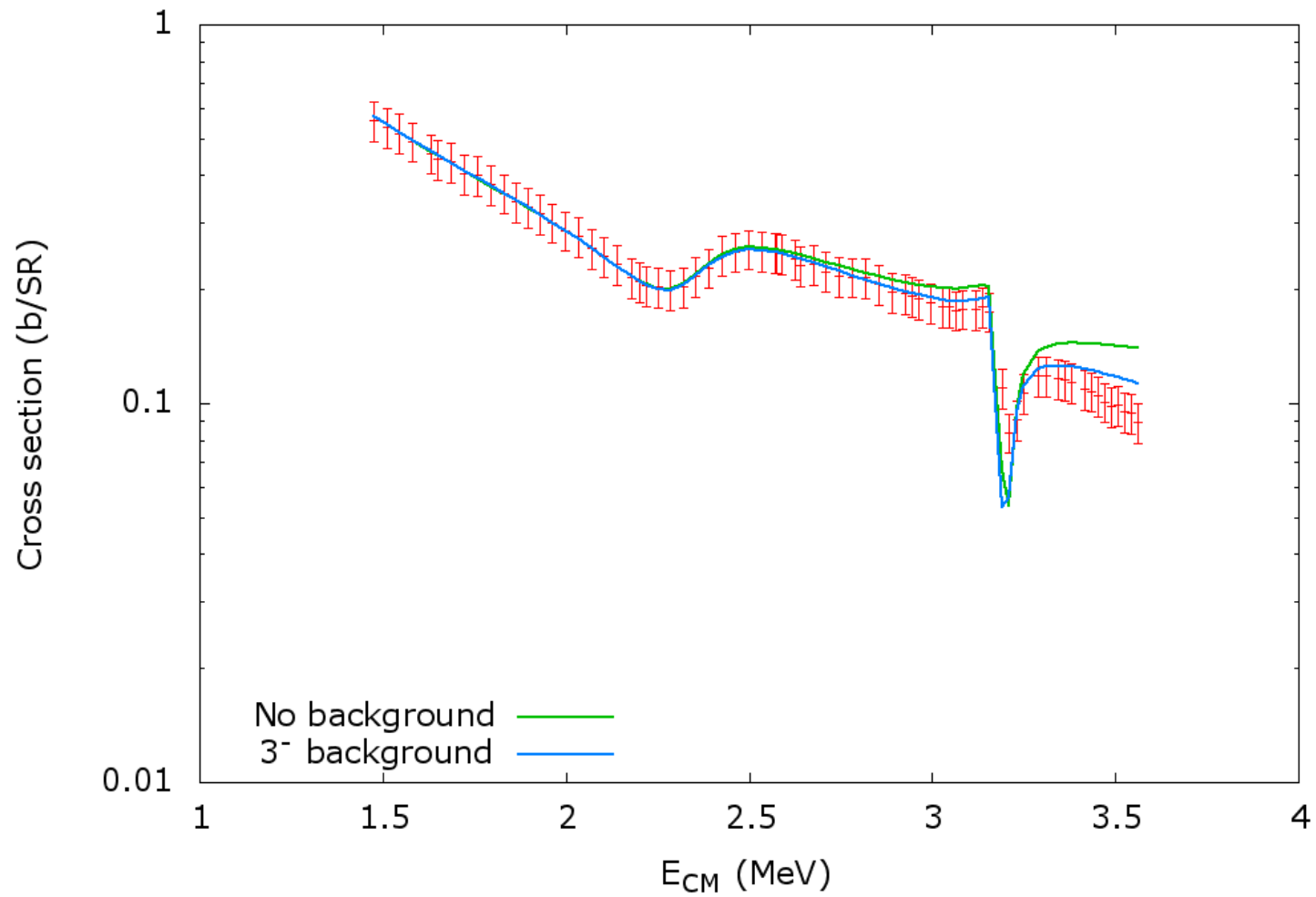
- Infinite expansion, infinite number of levels
- In principle, one pole for each J^π
- Simulate non-resonant contributions...
 - Higher lying resonances excluded in the fit
 - (Weak) Non-compound nucleus (direct) mechanisms
 - Corrections to hard-sphere phase shift in scattering
- For reaction channels, usually only a few J^π are important
- For scattering, all J^π may be required

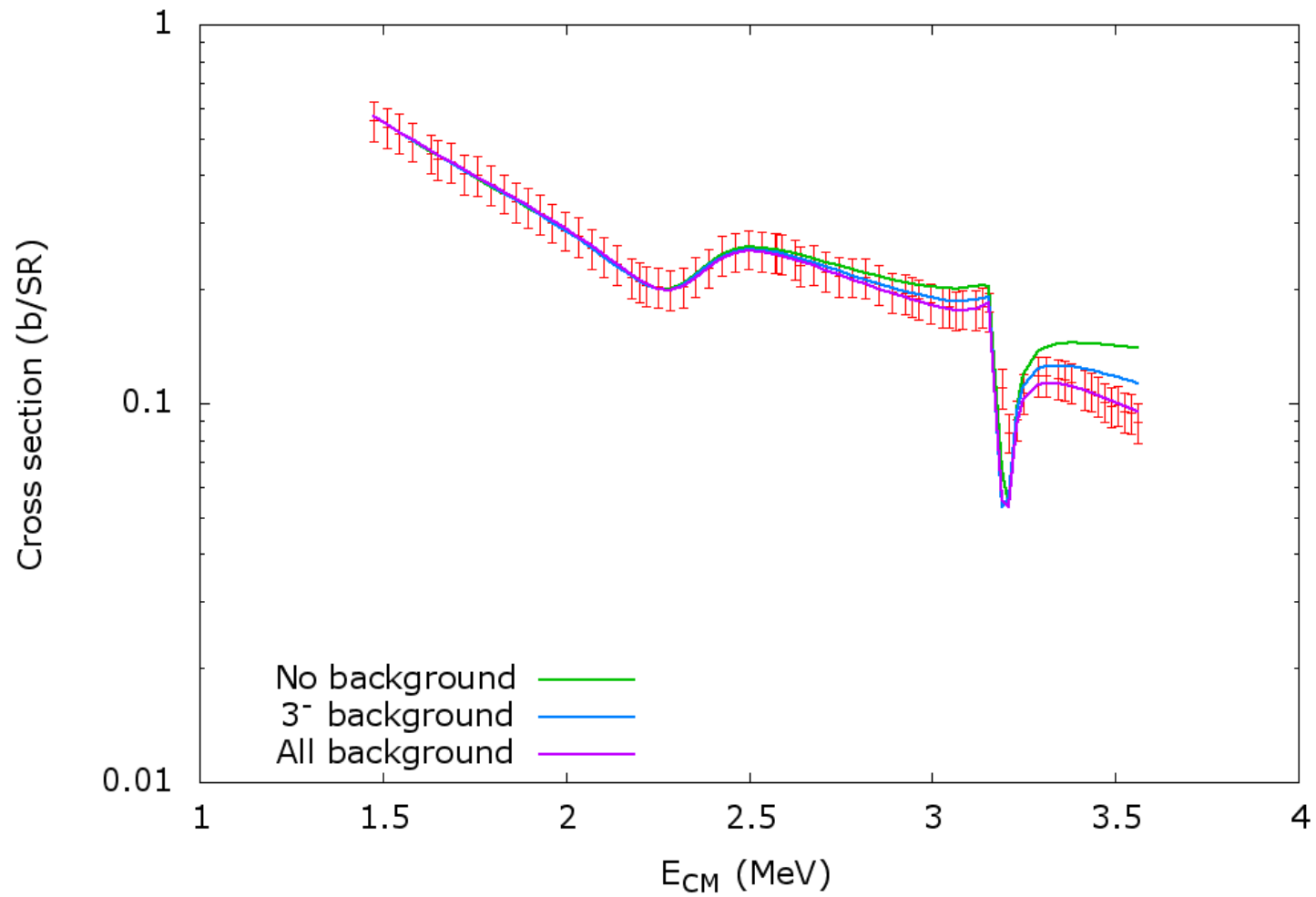




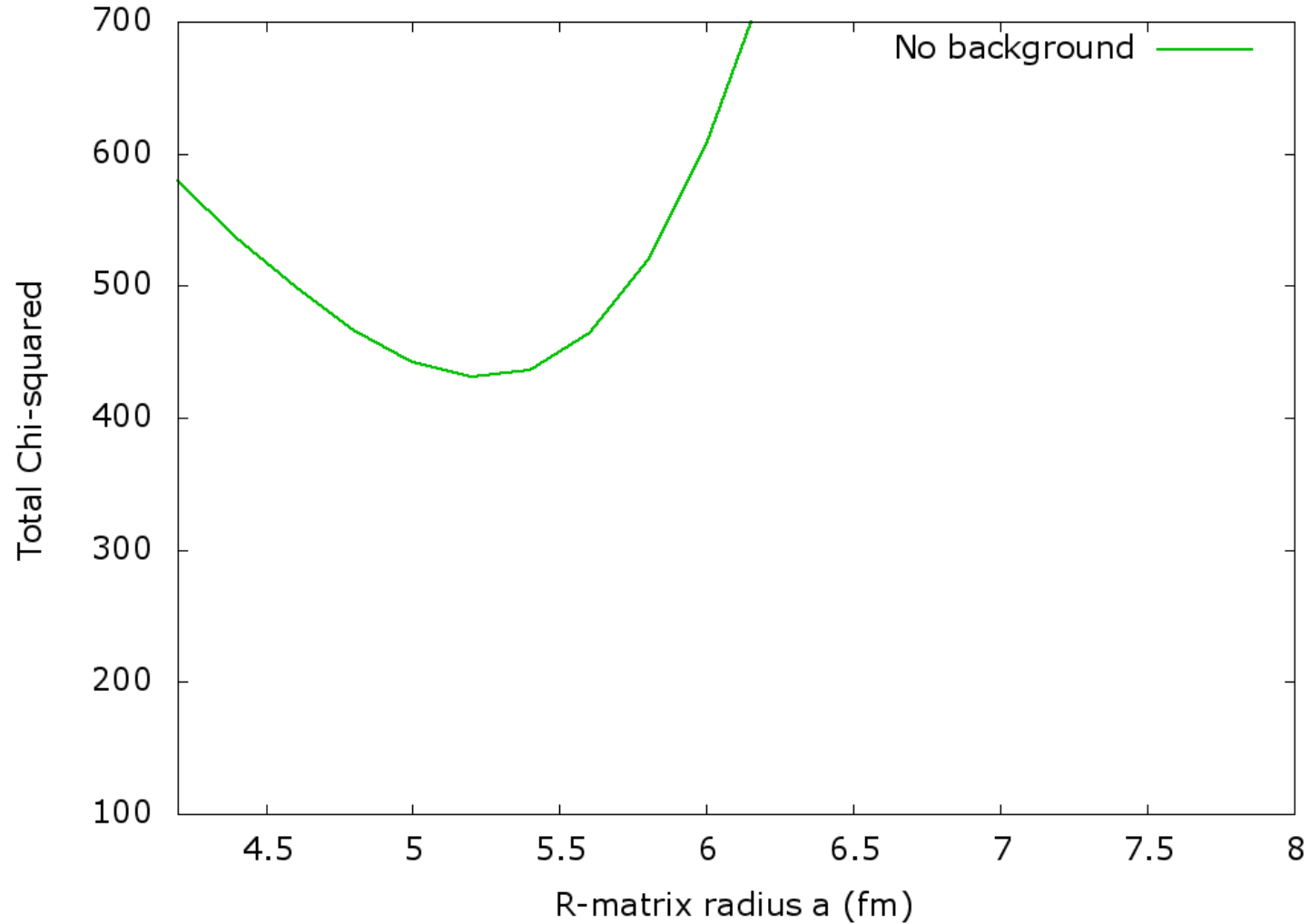
E_{level} (keV)	XREF	J^{π}	$T_{1/2}$	E_{γ} (keV)	I_{γ}	γ mult.	Final level
9585 11	A E IJ LMNO	1-	420 keV 20 % IT = 6.7E-6 10 % α = 100	2688 11 9582 11	12 4 100 16	[E1] [E1]	6917.1 2+ 0.0 0+
9844.5 5	A C E HIJKLMNO Q	2+	0.62 keV 10 % IT = 0.0016 3 % α = 100	2927.1 8 3794.6 12 9841.2 5	34 7 30 7 100 7	[M1] [E2] [E2]	6917.1 2+ 6049.4 0+ 0.0 0+
10356 3	A C E I KLMNO Q	4+	26 keV 3 % IT = 2.4E-4 4 % α = 100	3439 3 4225 3 10352 3	100 10 <1.6 9E-5 3	[E2] [E1] [E4]	6917.1 2+ 6129.89 3- 0.0 0+
10957 1	E HI LM Q	0-	5.5 fs 35	3839.6 10	100	[M1]	7116.85 1-
11080 3	E HI Q	3+	< 12 keV				
11096.7 16	A C E KLMNO	4+	0.28 keV 5 % IT = 0.0020 6 % α = 100	4179.0 17 4966.0 16	81 20 100 42	[E2] [E1]	6917.1 2+ 6129.89 3-
11260?	A I	(0+)	2500 keV % α = 100				
11520 4	A C E KLMNO	2+	71 keV 3 % IT = 9.4E-5 3 % α = 100	4402 4 4602 4 5470 5 11516 4	≤ 0.9 4.4 11 4.6 8 100.0 13	[E1] [M1] [E2] [E2]	7116.85 1- 6917.1 2+ 6049.4 0+ 0.0 0+
11600 20	A	3-	800 keV 100 % α = 100				



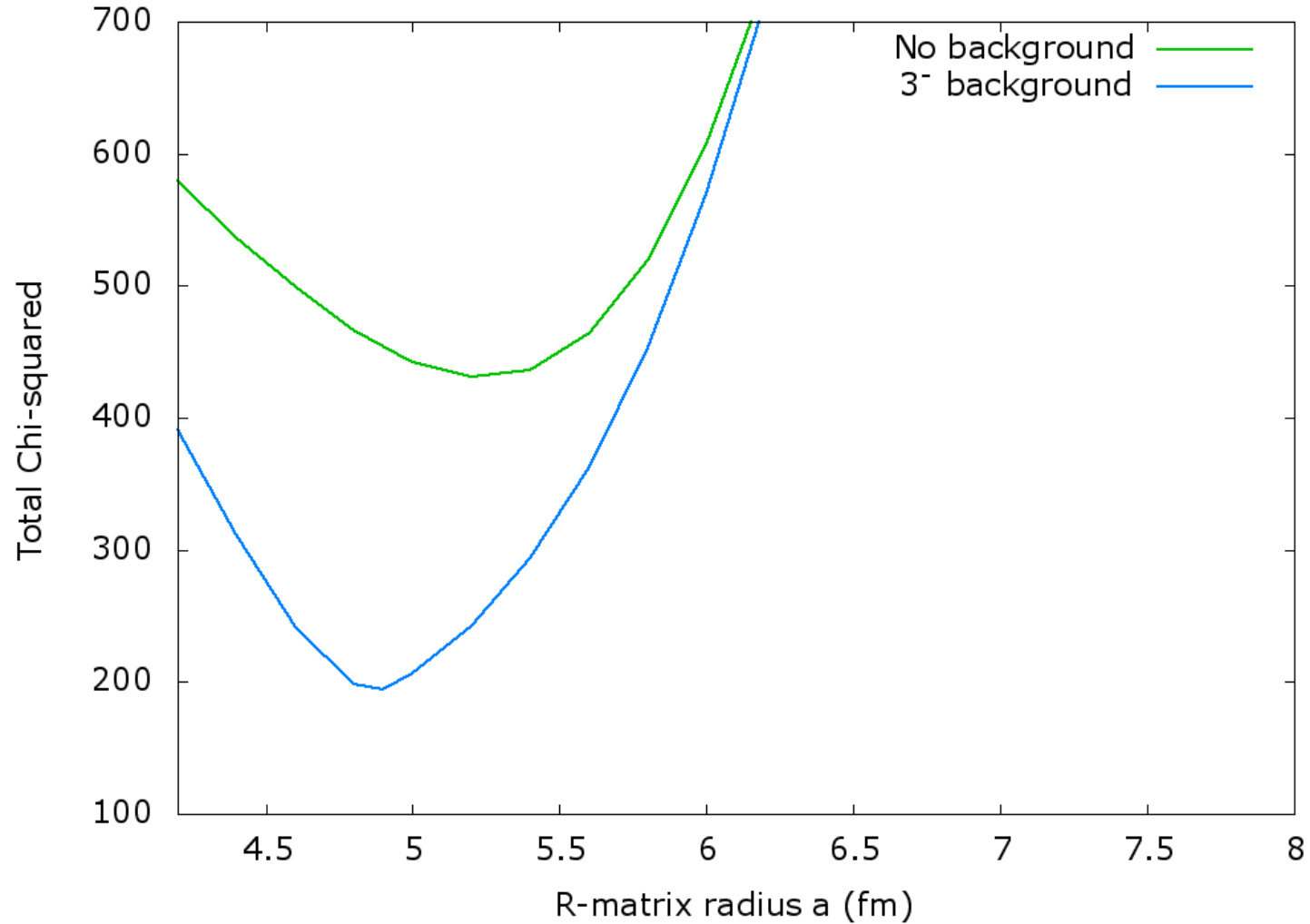




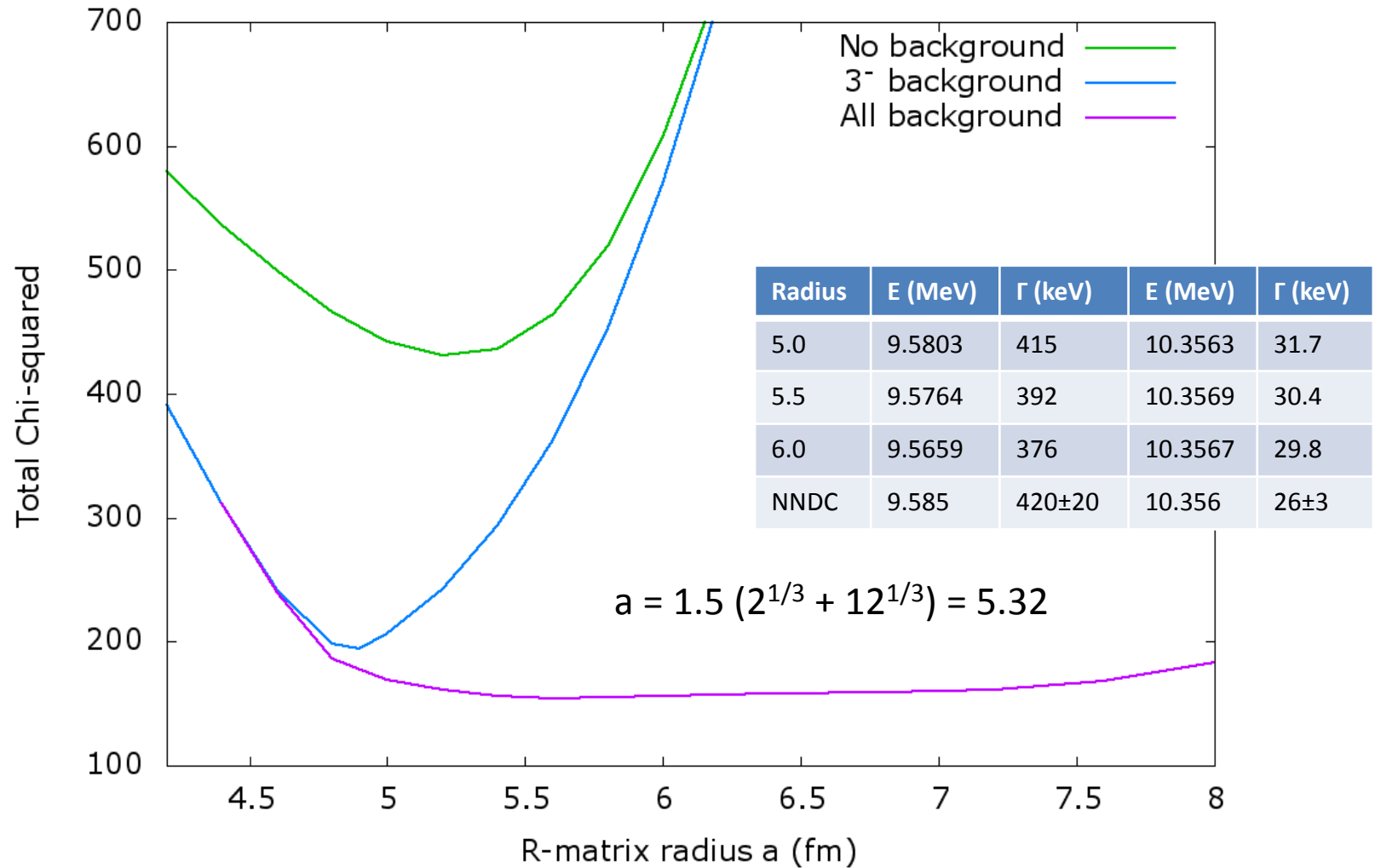
Sensitivity to R-matrix radius



Sensitivity to R-matrix radius



Sensitivity to R-matrix radius



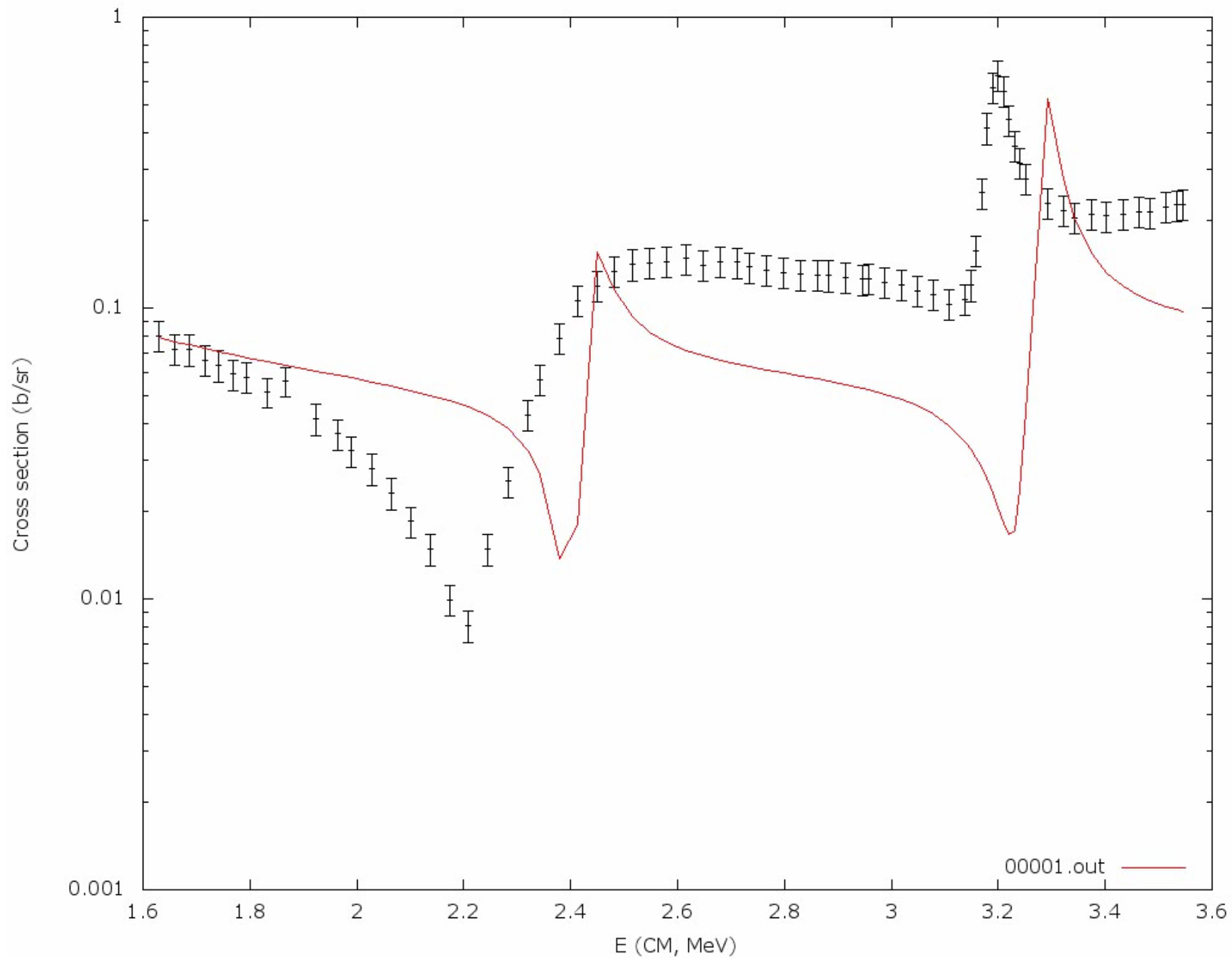
Fitting in R-matrix

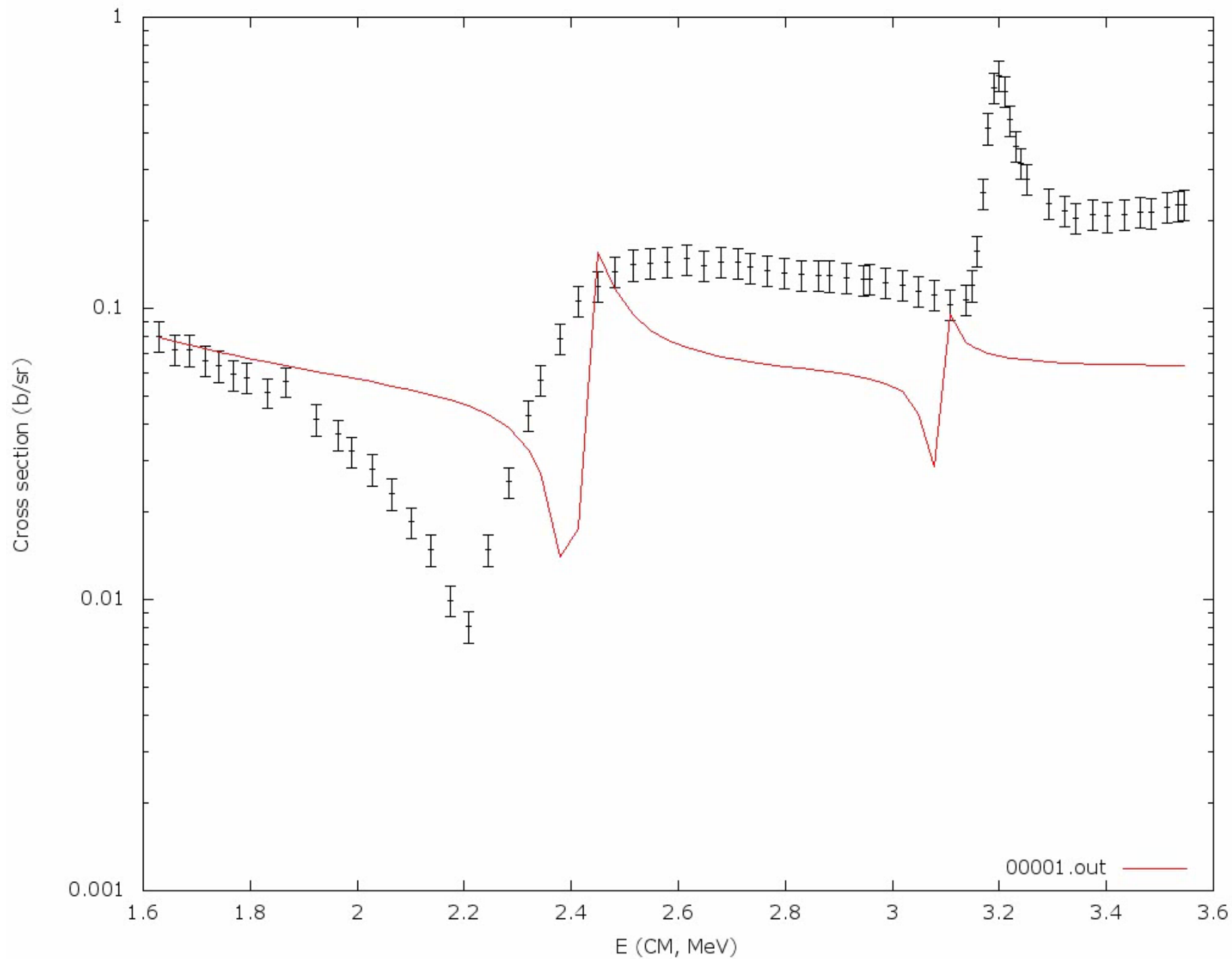
- Chi-squared minimization using MINUIT2

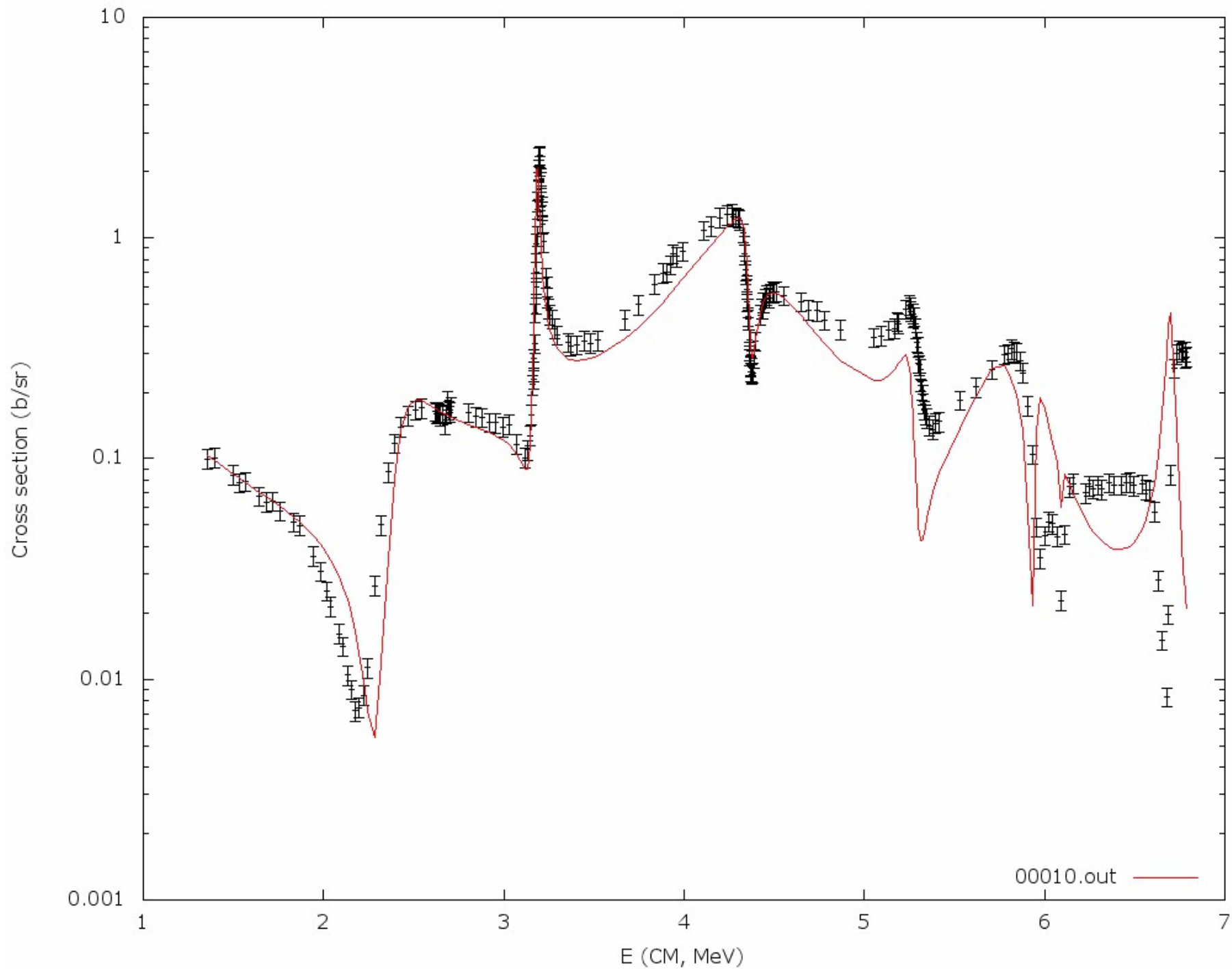
$$\chi^2 = \sum_{i=1}^N \frac{(\sigma_{th} - \sigma_{exp})^2}{\Delta\sigma_{exp}^2}$$

MINUIT2 Fitting

- You are far smarter than the fitting routine!
- MINUIT is very effective at optimizing the parameters if the starting set is good...
- ... But it doesn't understand the spectrum and the physical significance of parameters
- The essential elements must be all in place - energies, widths and interferences must be approximately correct
- Start simple and build up the calculation







Parameter errors

- After the fit we have an optimal set of P parameters $\{p^0\}$
- Taylor expand the chi-squared about the fitted parameters:

$$\chi^2(\{p\}) \approx \chi^2(\{p^0\}) + \frac{1}{2} \sum_{m,n=1}^P H_{nm} (p_m - p_m^0)(p_n - p_n^0)$$

$$H_{nm} = \frac{\partial^2}{\partial p_n \partial p_m} \chi^2(\{p\})$$

Parameter errors and correlations

- One sigma variation in the probability is given

by:
$$\chi^2(\{p\}) = \chi^2(\{p^0\}) + 1$$

$$\therefore \frac{1}{2} \sum_{m,n=1}^P H_{mn} (p_m - p_m^0)(p_n - p_n^0) = 1$$

- This defines multi-dimensional ellipses in parameters space around the minimum
- Parameter correlations defined as:

$$\rho_{ij} = \frac{V_{ij}}{\Delta_i \Delta_j}$$

where
$$\mathbf{V} = 2\mathbf{H}^{-1}$$

Parameter correlation matrix

MINOS Error analysis: output/covariance_matrix.out

Parameter List

j=1_la=1_energy (0)	9.585402e+00	Fitted by Minuit	}	9.585 1 ⁻
j=1_la=1_ch=1_rwa (1)	7.826643e-01	Fitted by Minuit		
j=2_la=1_energy (2)	1.500000e+01	Fixed	}	15.000 3 ⁻
j=2_la=1_ch=1_rwa (3)	3.922930e+03	Fitted by Minuit		
j=3_la=1_energy (4)	1.035718e+01	Fitted by Minuit	}	10.353 4 ⁺
j=3_la=1_ch=1_rwa (5)	4.609894e-01	Fitted by Minuit		

Correlation Matrix

	0	1	3	4	5
0	1.000000	0.496720	-0.000224	0.087533	-0.135543
1	0.496720	1.000000	-0.000294	0.136914	-0.217443
3	-0.000224	-0.000294	1.000000	-0.000075	-0.000354
4	0.087533	0.136914	-0.000075	1.000000	-0.092854
5	-0.135543	-0.217443	-0.000354	-0.092854	1.000000

Other capabilities...

- **Capture reactions**
 - External part of capture amplitude can be included
 - Explicitly add the final state as a level, set the ANC as you would a width
- **Experimental effects**
 - Beam convolution – Gaussian distribution of incident energies
 - Target integration – thickness of target
 - Added on per segment basis (different experiments, different targets)
- **Reaction rate calculations**
 - Based on an R-matrix calculation, calculate an astrophysical reaction rate
 - Computationally intensive (slow...)

Summary

Phenomenological R-matrix fitting provides one method to understand the structure of nuclei at low excitations.

It provides a means to calculate low-energy scattering and reaction cross sections for nuclear astrophysics, materials analysis and other applications.

R-matrix calculations should begin as simply as possible, identifying the strongest states, before adding weaker contributions. Fitting using MINUIT should only be done once the key elements are established.

In principle the R-matrix fits should be weakly dependent on the R-matrix radius parameter, but this should be checked.